

## HEPA Air Filtration Equipment

### Air Scrubbers for Mold, Asbestos and Lead Abatement Industry

**AWX400C** - compact, light weight machine, 2-speeds: 350 and 425 cfm. Weight: 40 lbs. Size: 14"Hx14"Wx26.5"L

**Accessories:** Activated carbon filter for toxic fumes and odors.

**AWX600V** - compact, variable speed control, 150 - 600 cfm. Weight: 55 lbs. Size: 16"Hx14"Wx30.5"L **Accessories:** Activated carbon filter for toxic fumes and odors; UV-C Germicidal Light for viruses, bacteria, mold and odors.

**AWX1000V** - compact, versatile, variable speed control, 300 - 950 cfm. Weight: 75 lbs. Size: 21"Hx18"Wx32"L

**Accessories:** Activated carbon filter for toxic fumes and odors.

**AWX1300V** - narrow profile housing, variable speed control, 300 - 1250 cfm. Weight: 90 lbs. Size: 29"Hx14"Wx33"L

**Accessories:** Activated carbon filter for toxic fumes and odors.

**AWX2000C and 2000V** - 2-speed, 1000 and 1900 cfm or variable speed control, 300 - 1900 cfm. Weight: 110 lbs. Size: 30"Hx20"Wx33"L **Accessories:** Activated carbon filter for toxic fumes and odors; UV-C Germicidal Light for viruses, bacteria, mold and odors.

**AWX2200C** - 2-speed, 1000 and 2000 cfm. Weight: 125 lbs. Size: 31"Hx26"Wx32"L. **Accessories:** Activated carbon filter.

**AWX100V** - compact and modular, variable speed control, 300 - 1900 cfm. Weight: 95 lbs. Size: 27"Hx18"Wx32"L with filter attached. **Accessories:** Activated carbon filter for toxic fumes and odors.






## ***AirWorkx 800V***



*AIRWORKX 800V* HEPA Air Filtration system is designed for removal of toxic mold, asbestos and lead abatement projects and any applications where HEPA filtration is required.

**AirWorkx**  
1-855-668-8400  
[www.airworkx.com](http://www.airworkx.com)

 <b>CAUTION</b> 	
Do not use in hazardous atmosphere.	
Do not use to exhaust combustible or explosive gases.	
Do not expose to water or rain.	
Connect only to grounded outlet with GFCI device.	
Disconnect power for cleaning and servicing.	

1-855-668-8400

[www.airworkx.com](http://www.airworkx.com)

## SPECIFICATIONS

**Motor:** 1/3 hp, 115 VAC/3.2 amps, thermal protected

**Controls:** Variable Speed Controller, vacuum gauge 0-3" W.C., speed selector switch

**Blower:** Airflow with HEPA Filter, 150 - 650 cfm.





**Final Filter:** HEPA 99.97% @ 0.3 micron., particle board frame, 12"x12"x11.5" (optional 99.99% see below)

**Pre-filter:** 2-stage poly pad, 35% efficiency, 13"x13"x2"

**Housing:** Aluminum/Galvanized Steel/Epoxy Powder Paint, size 35"Hx18"Wx18"L

**Weight:** 70 lbs. with casters

### **ORDERING INFO ..... PART #**

<i>AirWorkx 800V</i> .....	AWX800V
HEPA Filter 99.97%, wood frame, 0.3μ .....	AWXMFH12
HEPA Filter 99.99%, metal frame, 0.3μ.....	AWXMFH12G
Primary/Secondary Filter (qty 20)  .....	AWXMF1313
Intake Manifold, 8"  .....	AWXMFIM8
Quick Clamp, 8"  .....	AWXQCW12
Flexible Duct, 8"x25' .....	AWXMD8
OdorGuard 600 Carbon Filter, 12x12x2  .....	AWXOG1212



## OPERATING INSTRUCTIONS

**Unpacking;** Check unit for damage. Remove the primary/secondary filter and check the HEPA filter to be sure that it is seated well against the internal flange and the bottom of the unit and the holding tabs are tight.

**Operation:** The machine must be operated with HEPA filter in place. Also, it is recommended to use the primary/secondary filter and replace it frequently to extend the life of the HEPA.

Start and speed of the machine is controlled by HIGH/SPEED CONTROL switch and SPEED CONTROLLER knob.

To start and operate the machine in highest speed, flip the toggle switch to HIGH position and the machine will start at full speed. To start and operate in reduced speed, flip the toggle switch to SPEED CONTROL position and turn the SPEED CONTROLLER knob to desired speed. Speed can be switched between HIGH and selected controlled speed by HIGH/SPEED CONTROL switch at any time.

To check on the HEPA filter loading, switch to HIGH SPEED. When filters are clean, the pressure gauge will indicate about 1.9" W.C. of vacuum. As the filters fill with dust, **the efficiency of the filters are maintained**, but the air flow will decrease and the vacuum reading will increase. Change the primary/secondary filter frequently to protect the HEPA and to get more air flow. When vacuum reaches about 2.4" W.C. with a clean pre-filter, the air flow has been reduced to approximately 200 cfm and the HEPA filter will have to be replaced to return the air flow to the optimum level.

Optional **Intake Manifold** can be used on the suction side of the unit providing 8" connection for flex duct. The discharge side of the unit also has 8" diameter ring for a flex hose.

**Maintenance:** The blower and motor do not require any maintenance when the machine is operated with the HEPA filter in place. When replacing the HEPA filter, the gasket side of the HEPA must face the blower unit. The HEPA filter is held in place by four metal tabs. Make sure that the HEPA filter is seated well against the internal flange. Tighten the filter tabs to compress the gasket evenly, **do not over tighten**.

**Note:** To reduce the starting current, start machine with SPEED CONTROLLER knob then select the desired speed.